


## DIRECT RADIATORS




### **NATIONAL FOUR COLUMN** FOR WATER AND STEAM.

Each section is  $10\frac{1}{2}$  inches wide. Width of legs,  $11\frac{1}{4}$  inches.  
Height from floor to center of either supply or return tapping is  $4\frac{1}{2}$  inches.  
All openings will have right-hand thread, unless otherwise ordered.  
Unless otherwise ordered, above Radiator is tapped 2 inches and bushed according to our standard list; see page 49.  
Connected at top and bottom with  $2\frac{1}{4}$ -inch slip nipples.



## DIRECT RADIATORS




### PERFECTION

FOR WATER AND STEAM.

Each section is  $7\frac{1}{4}$  inches wide. Width of legs,  $9\frac{1}{4}$  inches.  
Height from floor to center of either supply or return tapping is  $4\frac{1}{2}$  inches.  
All openings will have right-hand thread, unless otherwise ordered.  
Unless otherwise ordered, above Radiator is tapped  $1\frac{1}{2}$  inches and bushed according to our standard list: see page 49.  
Connected at top and bottom with  $1\frac{1}{2}$ -inch right and left hand threaded nipples.  
Top of each Perfection leg section has  $1\frac{1}{2}$ -inch plug, which can be taken out to make top connection, when desired.



## DIRECT RADIATORS



### **MONARCH FLUE** FOR STEAM ONLY.

Each section is  $10\frac{1}{4}$  inches wide. Width of legs,  $11\frac{3}{8}$  inches.

Height from floor to center of tapping: single pipe Steam, 4 inches supply: double pipe Steam, supply  $4\frac{1}{2}$  inches, return 4 inches.


All openings will have right-hand thread, unless otherwise ordered.

Unless otherwise ordered, above Radiator is tapped 2 inches and bushed according to our standard list: see page 49.

Connected at bottom with 2-inch right and left hand threaded nipples.



## DIRECT RADIATORS



### DETROIT ORNAMENTAL

FOR WATER AND STEAM.

Each section is 8 inches wide. Width of legs,  $8\frac{1}{2}$  inches.

Height from floor to center of either supply or return tapping is  $4\frac{1}{2}$  inches.

All openings will have right-hand thread, unless otherwise ordered.


Unless ordered otherwise, above Radiator is tapped 2 inches and bushed according to our standard list; see page 49.

Connected with right and left hand threaded nipples;  $1\frac{1}{2}$  inches at top, 2 inches at bottom.

Top of each leg section has  $1\frac{1}{2}$ -inch plug, which can be taken out to make top connection, when desired.



## DIRECT RADIATORS



### DETROIT PLAIN

FOR WATER AND STEAM.

Each section is 8 inches wide. Width of legs,  $8\frac{1}{2}$  inches.  
Height from floor to center of either supply or return tapping is  $4\frac{1}{2}$  inches.  
All openings will have right-hand threads, unless otherwise ordered.  
Unless otherwise ordered, above Radiator is tapped 2 inches and bushed according to our standard list; see page 49.  
Connected with right and left hand threaded nipples,  $1\frac{1}{2}$  inches at top, 2 inches at bottom.  
Top of each leg section has  $1\frac{1}{2}$ -inch plug, which can be taken out to make top connection, when desired.



## DIRECT RADIATORS



### ITALIAN FLUE

FOR WATER AND STEAM.

Each section is 8½ inches wide.

Height from floor to center of either supply or return tapping is 6 inches.

All openings will have right-hand thread, unless otherwise ordered.


Unless otherwise ordered, above Radiator is tapped 2 inches and bushed according to our standard list; see page 49.

Connected with right and left hand threaded nipples, 1½ inches at top, 2 inches at bottom.

Top of each leg section has 1½-inch plug, which can be taken out to make top connection, when desired.



## DIRECT RADIATORS



### DETROIT FLUE

FOR WATER AND STEAM.

Each section is  $12\frac{1}{2}$  inches wide.

Height from center of either supply or return tapping to floor is 3 inches.

All openings will have right-hand thread, unless otherwise ordered.


Unless otherwise ordered, above Radiator is tapped 2 inches and bushed according to our standard list; see page 49

Connected with right and left hand threaded nipples,  $1\frac{1}{2}$  inches at top, 2 inches at bottom.

Top of each leg section has  $1\frac{1}{2}$ -inch plug, which can be taken out to make top connection, when desired.



## DIRECT RADIATORS



### VERONA

(REGISTERED DESIGN)

FOR WATER AND STEAM.

Each section is 8 inches wide. Width of legs, 8½ inches.

Height from center of either supply or return tapping to floor is 4½ inches.

All openings will have right-hand thread, unless otherwise ordered.

Unless otherwise ordered, above Radiator is tapped 2 inches and bushed according to our standard list; see page 49.

Connected with right and left hand threaded nipples, 1½ inches at top, 2 inches at bottom.

Top of each leg section has 1½-inch plug, which can be taken out to make top connection, when desired.